

Multilayer Chip Suppressions / Bead Array - MA2010 SERIES ~

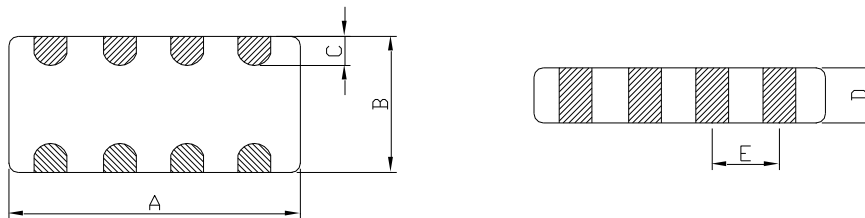


PART NUMBERING SYSTEM

MA	2010	—	601	—	LF
TYPE	DIMENSIONS		IMPEDANCE		LEAD FREE

SHAPES AND DIMENSIONS

UNIT : mm



A : 2.0±0.2 B : 1.0±0.2 C : 0.25±0.15 D: 0.55±0.1 E:0.5±0.10

SPECIFICATION TABLE

PART NUMBER	IMPEDANCE (Ω) at 100MHz	DCR (Ω) (max)	IDC (mA) (max)
MA2010-121-LF	120±25%	0.30	300
MA2010-241-LF	220±25%	0.40	300
MA2010-301-LF	300±25%	0.60	200
MA2010-401-LF	400±25%	0.70	200
MA2010-601-LF	600±25%	1.00	200

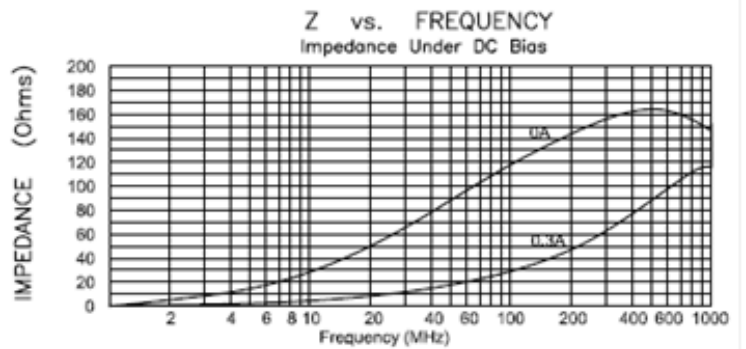
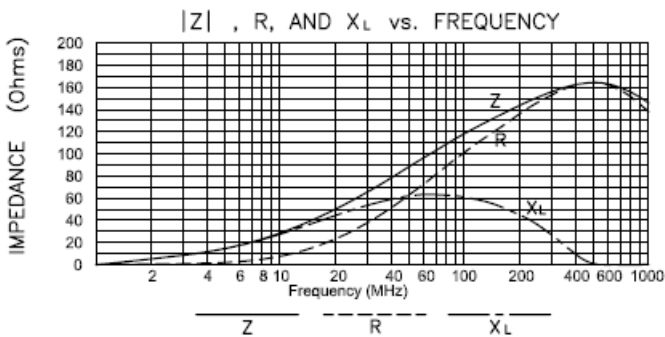
- Test equipment : Agilent/HP-4291A impedance analyzer or equipment .
- Operating temperature range -55°C to +125°C .
- Electrical specifications at 25°C.
- Packing : 7" reel, machine-ready ,embossed plastic tape (4,000 parts per full reel).



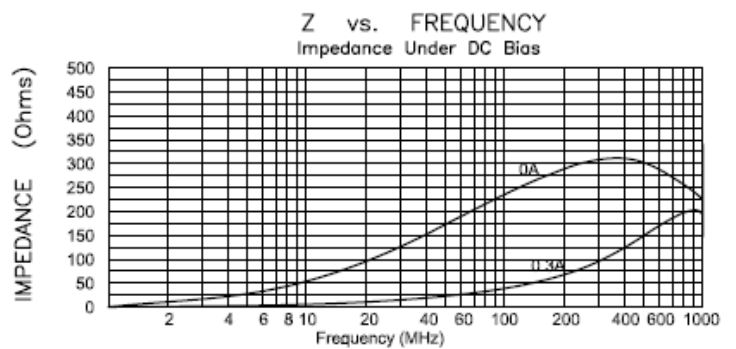
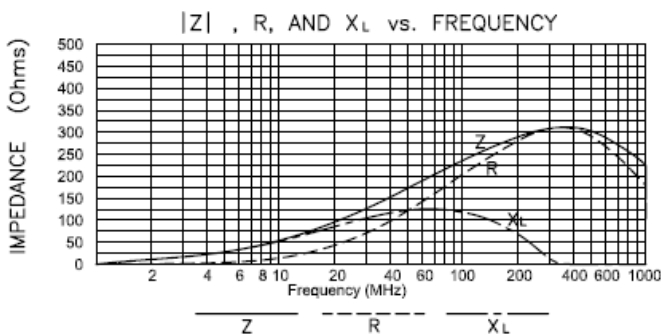
Multilayer Chip Suppressions / Bead Array - MA2010 SERIES ~



MA2010-121-LF Impedance vs Frequency



MA2010-241-LF Impedance vs Frequency

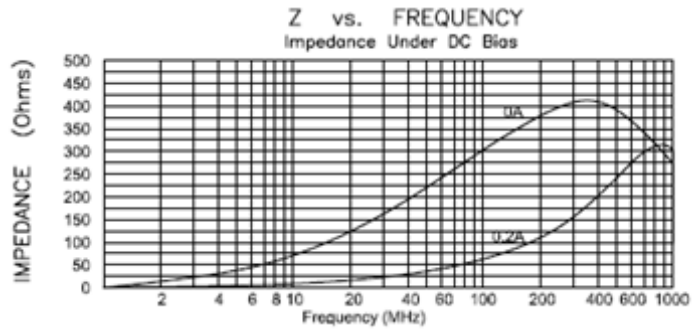
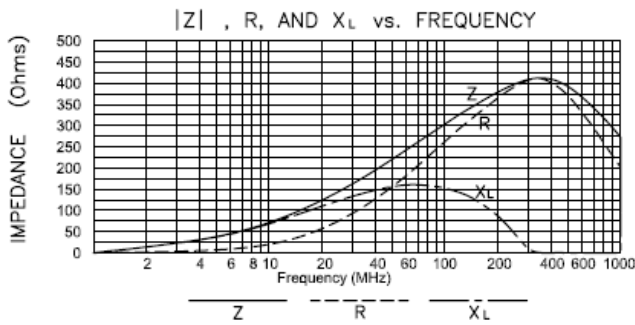




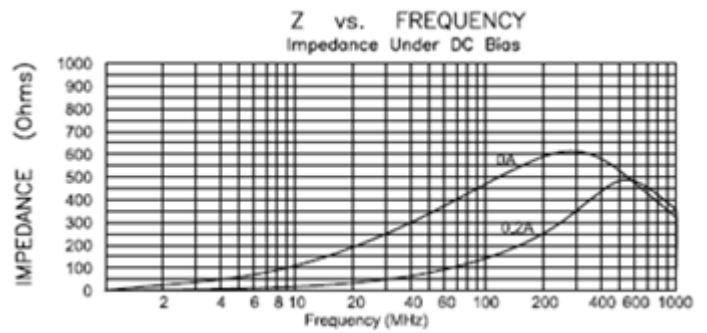
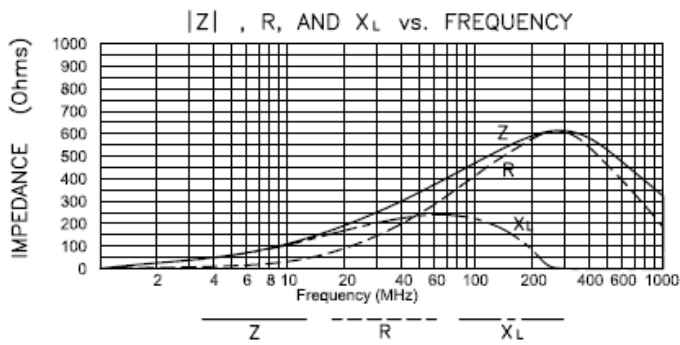
Multilayer Chip Suppressions / Bead Array - MA2010 SERIES ~



MA2010-301-LF Impedance vs Frequency



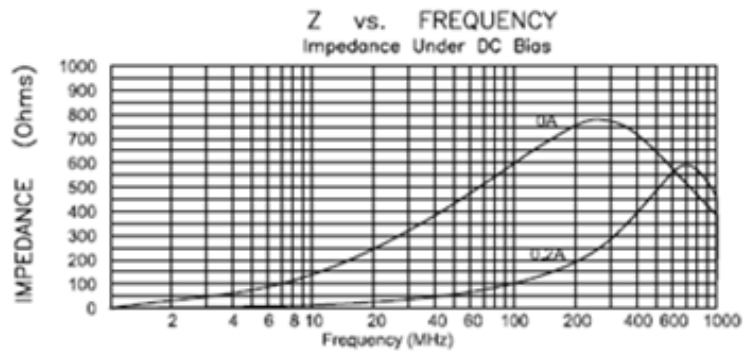
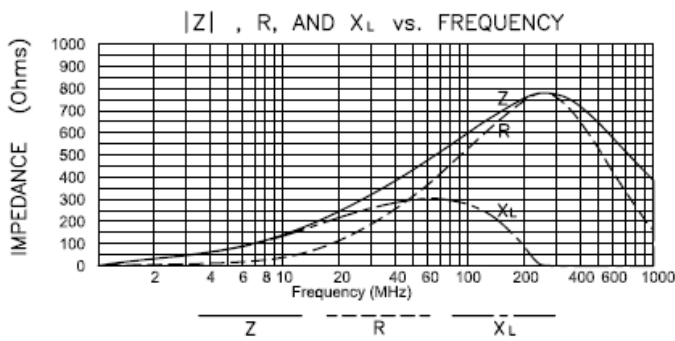
MA2010-471-LF Impedance vs Frequency



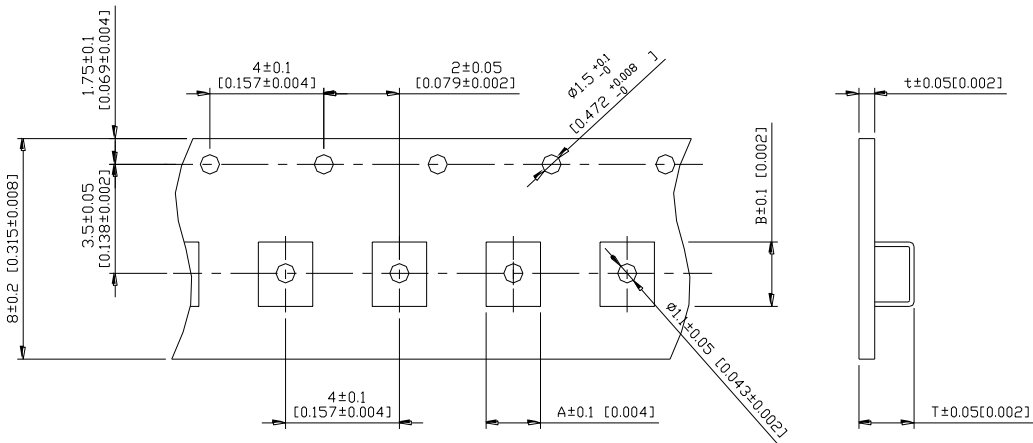
Multilayer Chip Suppressions / Bead Array - MA2010 SERIES ~



MA2010-601-LF Impedance vs Frequency



PACKAGING SPECIFICATION



TYPE	A	B	T	t	T(φ 178mm)	T(φ 330mm)
2010	1.90	3.50	1.40	0.2	4000 pcs/reel	-